

my.h-da - My university portal Overview for students

Status: May 2021

my.h-da Overview for students

1. Log in to my.h-da - My University Portal

You can log in to my.h-da - My University Portal with your h_da user ID and the corresponding password via the URL: <https://my.h-da.de>

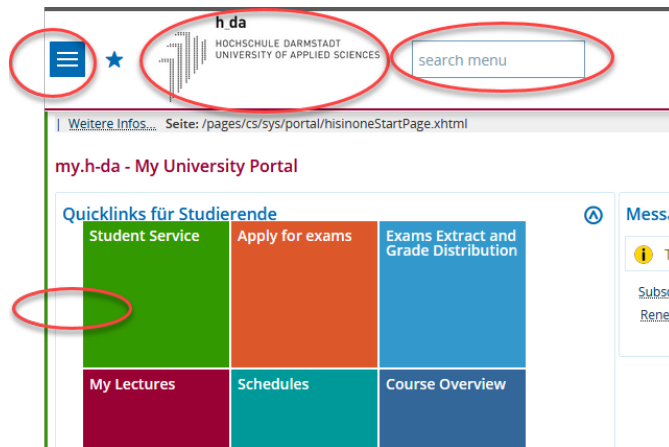
The screenshot shows the my.h-da My University Portal interface. At the top right, there is a login section with three input fields: 'User name', 'Password', and a 'Login' button. This entire login section is circled in red. Below the 'Password' field, there is a link that says 'Only for applicants: Lost login data?'. The main content area is titled 'Willkommen auf dem Portal der h_da' and contains several service tiles:

- Bewerbung (Bachelor, Diplom & Master)**: Registrierung, Bewerbung(en) einreichen, Bewerbung(en) verwalten & Statusupdates verfolgen, Antrag auf Immatrikulation stellen.
- Studierendenorganisation**: Datenverwaltung, Kurs- & Prüfungsanmeldung, Studien- & Leistungsübersicht, Bescheinigungen, weitere Funktionen (Verfügbarkeit variiert nach Fachbereich).
- Vorlesungsverzeichnis**: Lehrveranstaltungen aller Fachbereiche, SuK Module & Sprachkurse.
- Informationen zum Promovieren**: Sie suchen Informationen zum Promovieren oder möchten ein Annahmegesuch stellen.
- Das Forschungsportal**: Informiert über die Forschungsaktivitäten an der Hochschule Darmstadt.

Call up the my.h-da.de page in your browser and log in at the top right with your h_da user ID and password.

my.h-da Overview for students

2. Navigate to my.h-da - My University Portal:

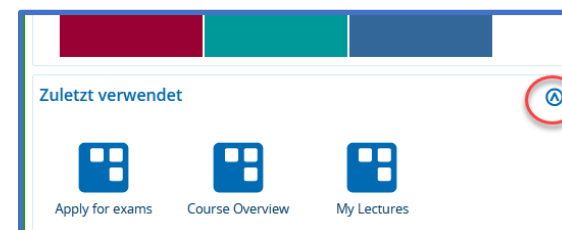


- Please always use the functions from my.h-da - My university portal-to navigate via

- Quicklinks
- Sandwich menu
- Search menu
- Last used

- You can always get back to the homepage by clicking on the h_da logo

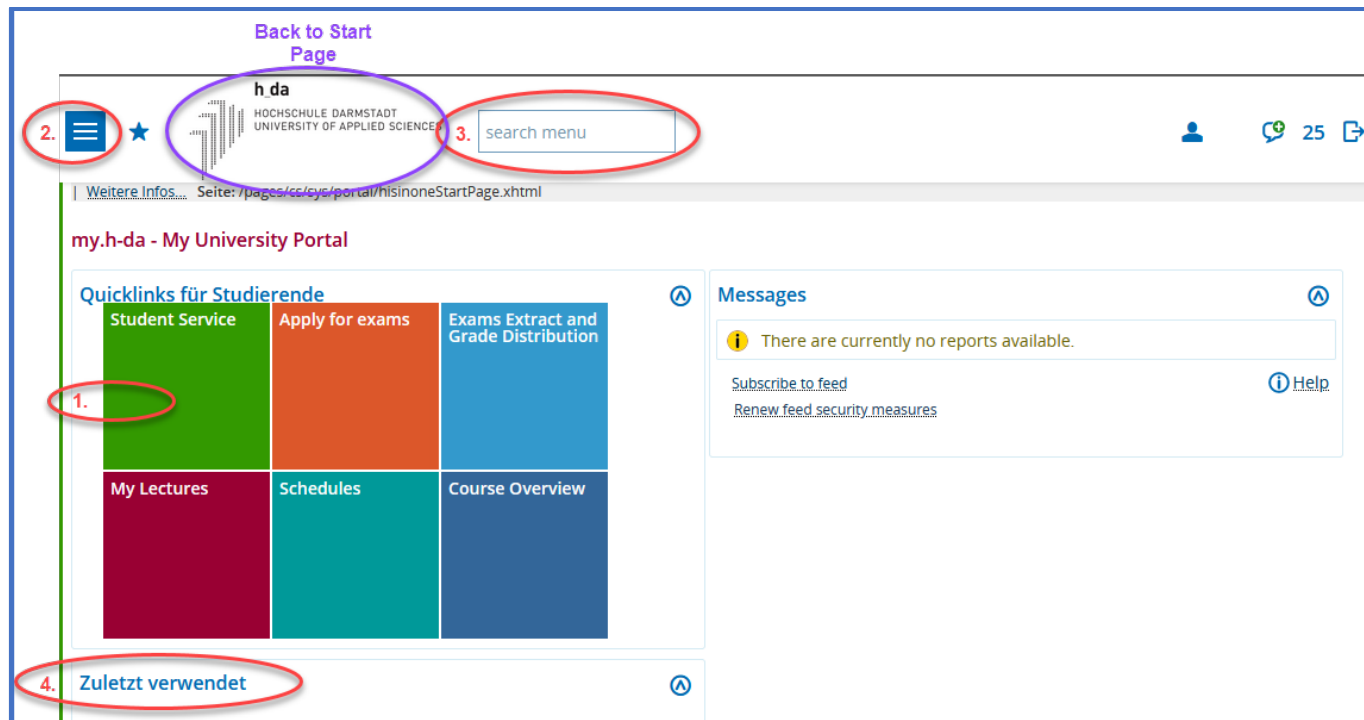
You can open and close the various sections on my.h-da - My University Portal. This allows you to control how much information you want to see. Example:



my.h-da Overview for students

Find desired functions

After logging in, the screen below will then appear. You now have various options to access the desired functions. Four variants are shown here:



In the my.h-da university portal you have the following options to find the desired functions:

1. Quicklinks
2. Go via the sandwich menu
3. Search menu
4. Last used

my.h-da Overview for students

Variant 1: Quicklinks

Back to Start Page

h_da
HOCHSCHULE DARMSTADT
UNIVERSITY OF APPLIED SCIENCES

search menu

Weitere Infos... Seite: /pages/cs/cys/portal/hisinoneStartPage.xhtml

my.h-da - My University Portal

Quicklinks für Studierende

| | | |
|--------------------|-----------------|--------------------------------------|
| 1. Student Service | Apply for exams | Exams Extract and Grade Distribution |
| My Lectures | Schedules | Course Overview |

Zuletzt verwendet

Variant 1: Quicklinks

Click on the desired quicklink to go to the desired function.

You can always return to this homepage by clicking on the h_da logo

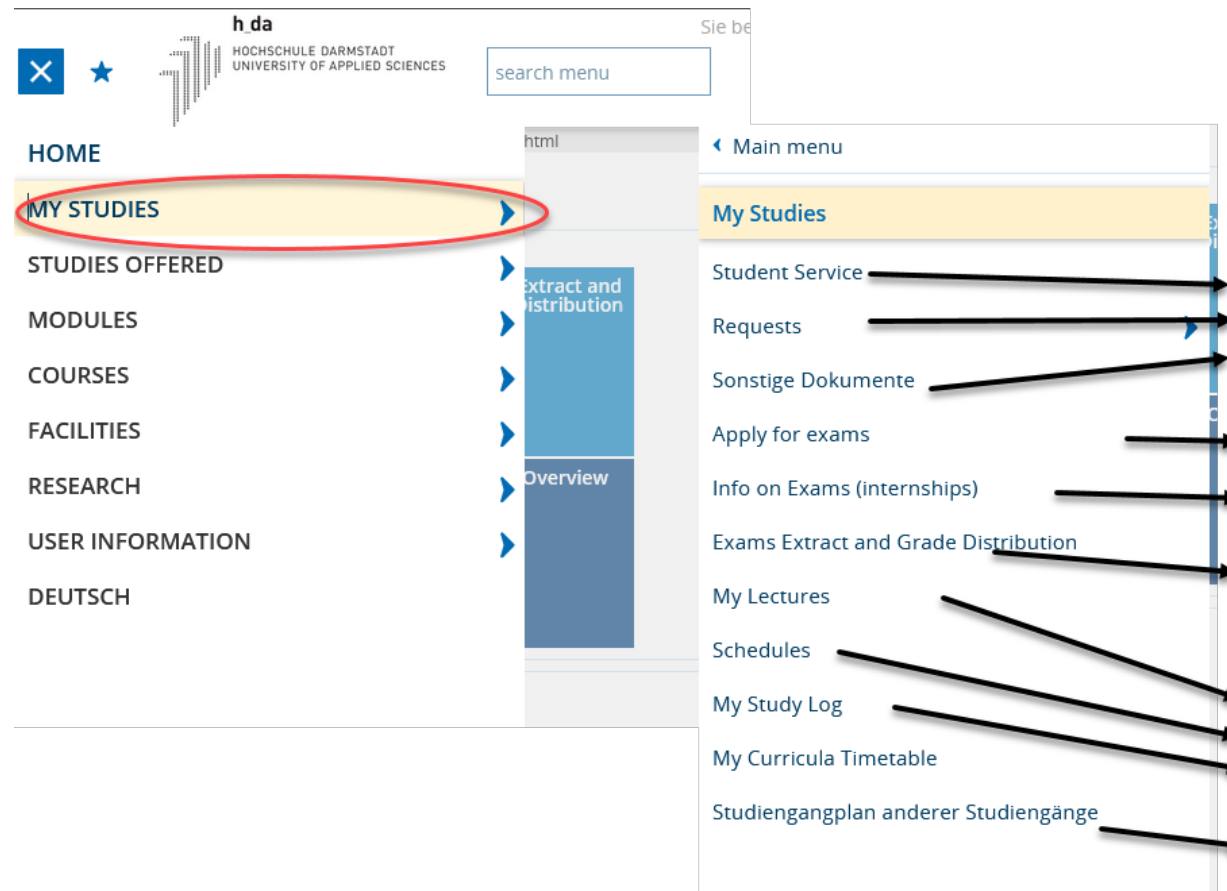
m.y.h-da Overview for students

Variant 2: Sandwich menu



Variant 2: Sandwich menu :

Click on the sandwich menu and you will get the left menu. Then click on My Studies. You will now see all the functions you know.



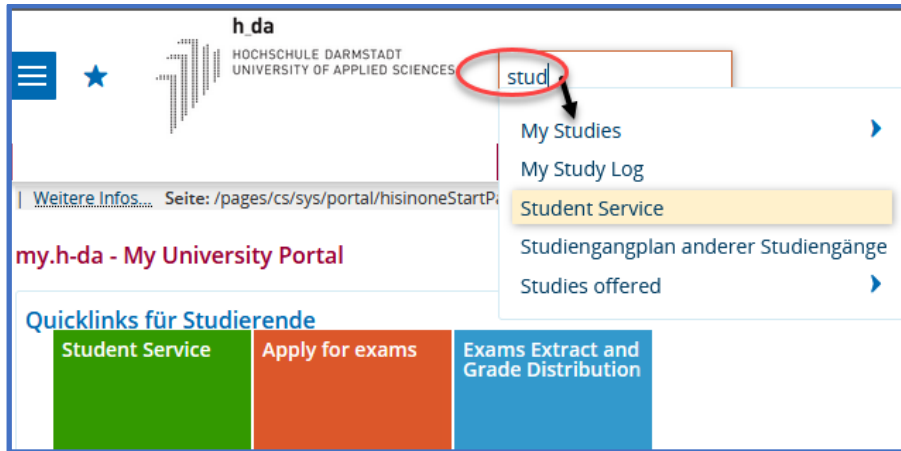
Study certificates also for BAföG, insight into your personal status and contact data as well as payments

Binding registration and deregistration for examinations
 Listing of all registered examinations
 Inspection of the examination results achieved
Please inform yourself about this in good time in your department!!!

List of all courses taken
 Your personal timetable
 Show recommended events
 Offers of the own study programme
 Details of events in all departments

my.h-da Overview for students

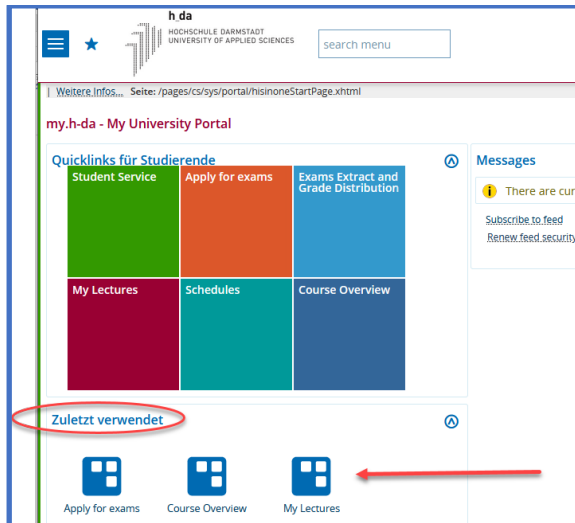
Variant 3: Search menu



Variant 3: Search menu

Enter a search term in the field -Browse menu-. A hit list will then appear from which you can click on the desired function.

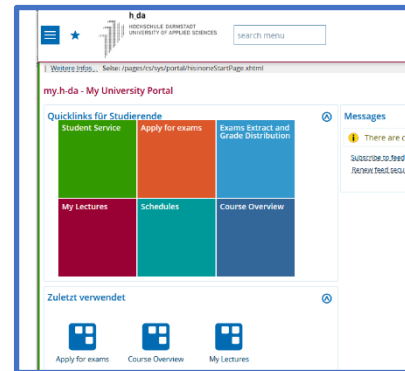
Variant 4: Last used



Variant 4: Last used

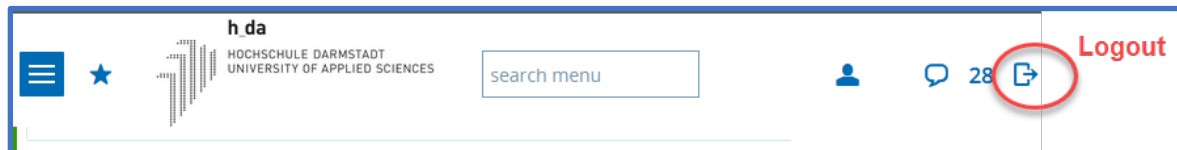
The last functions used are always displayed below the quick links. These can be called up directly:

Back to homepage or log out



Back to the homepage

Clicking on the h_da logo will always take you back to the homepage.



Log out

To log out of my.h-da - My University Portal, click on the corresponding icon in the top right-hand corner.